



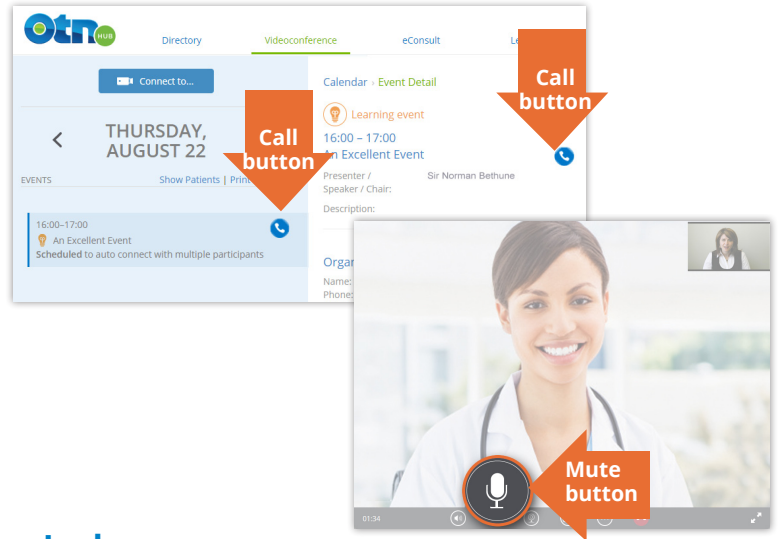
Join a Call - Reconnecting

Were you disconnected or are you joining late? It is simple to reconnect yourself.

When you click the Call button, the OTN scheduling application checks that your system is part of the event. When confirmed, you are reconnected.

OTNhub eVisit (Videoconference)

1. Click the  **Call** button in the Events List or the Event Details.
The Call button is active for the duration of the event.
If the Call button does not appear, refresh your browser.
2. Click the **Mute**  button in the video window Controls toolbar.



Room-Based System with Remote Control

1. **Mute** your system.
2. To activate a search field on screen, press the remote's **Call** button.
3. Using the remote control, enter the **Event ID**.
4. To join the event, press the **Call** button on the remote control.

