




Joining as Host via a Mobile Device

Note: You must have the  **Pexip Infinity Connect** app installed on your mobile device before accessing the Host URL.

You will need the Host URL and Host PIN.

The host's delegate can copy [CTRL+C] these items from the OTNhub **Event Details** and paste [CTRL+V] them into an email, which they send to the event's host.

1. Open the email with the Host URL and Host PIN and tap the Host URL.
A **Welcome to eVisit** screen appears.
2. Click **Open my eVisit event**.
A **Pexip** screen appears and a couple of permission pop-ups.
3. Tap **OK** to permit access to your camera and calendar.
A Pexip app "You're invited to" screen appears with your self-view and three options.
4. Type your name in the **Name** field
5. Tap the **Video**  option.
A **PIN** dialog box appears.
6. Type the **Host PIN** and then tap **Join**.
7. When connected, a video window appears.
 - If you are the first participant to enter the conference, you will see a "Welcome" image in the large panel and your self-view at the top right.
 - After other participants join, you will be connected and see both them and your self-view.
8. To end the conference:
 - i. Tap anywhere in the video image to view the control bar and then tap the **End Call** icon ()
 - ii. Click **Disconnect** in the confirmation pop-up.
 - iii. Tap your device's Home button to exit the app.



Event access screens

Video in session