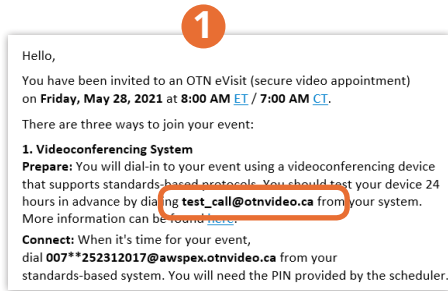


Before your video visit

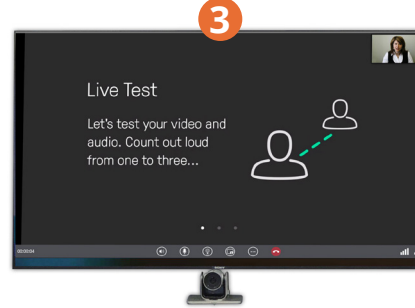
Note: Use a videoconferencing device that supports [standards-based protocols](#).



Locate and open your email invitation.
Subject = Video eVisit Invitation
Sender = OTN No Reply



Test your system setup by calling **test_call@otnvideo.ca**.

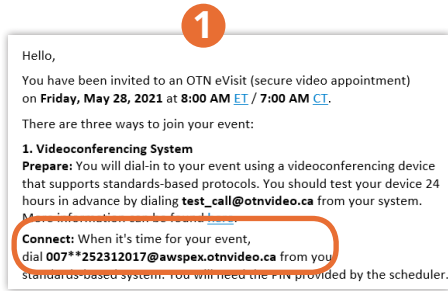


Follow the test call instructions to test your sound and video.



Check your self view and the sound for good quality.

Joining your video visit



Locate and open your email invitation.
Subject = Video eVisit Invitation
Sender = do-not-reply-otninvite



Use your video system to call the dial-in number given in your email. For example, **007**eventID@otnvideo.ca**. Enter the PIN* provided by the scheduler.



When connected, a **Welcome** screen appears.



When the host joins, all participants are added to the call.

* If you are the 'host', use the Host PIN.
 If you are a 'guest', use the Guest PIN.