



1. To sign in to **OTNhub** and access the **eConsult** service, do the following:
  - i. Open a browser\* and go to [otnhub.ca](https://otnhub.ca) .  
An **OTNhub Log In Selection** screen appears.
  - ii. Based on your login credentials (ONE ID or OTN), click the appropriate **Log In** button.  
A **ONE ID** or an **OTN Sign In** page appears.
  - iii. Type your user name and password and click the **Sign In** button.  
The OTNhub home screen appears.
2. To access the eConsult service, locate the **Ask a Clinical Question** panel and click the **Launch eConsult** button.  
The eConsult dashboard appears.



Figure 1: OTNhub sign in screens and home page

After you have logged in to eConsult, for additional information see [eConsult Features and Overview](#) .

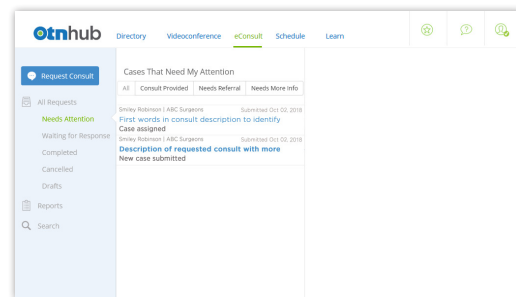


Figure 2: eConsult dashboard

\* OTN recommends using a Chrome browser for full functionality.

For technical issues, contact **OTN Technical Support** at 1-855-654-0888 or [techsupport@otn.ca](mailto:techsupport@otn.ca)

For Ontario eConsult Program information, contact [eConsultCOE@toh.ca](mailto:eConsultCOE@toh.ca)