

Find the answers to some of the most frequently asked questions about the Indigenous indicator.

- What is it? 1
- Where can I see the indicator? 1
- How do I filter my search to show results with Indigenous services? 2
- How can I apply for it? 2

What is it?

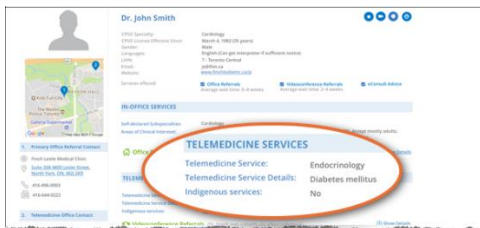
Healthcare providers across Ontario who offer culturally appropriate services to the Indigenous population can apply to have this included in their OTNhub Directory profile. The indicator lets First Nations/Metis communities know they can connect with these providers for services that consider the cultural sensitivities of their community.

This indicator also provides an easy way to quickly search for only profiles that offer these customized services – via the [Indigenous Services filter](#). Any Ontario Health (OTN) member can access any care provider profile.

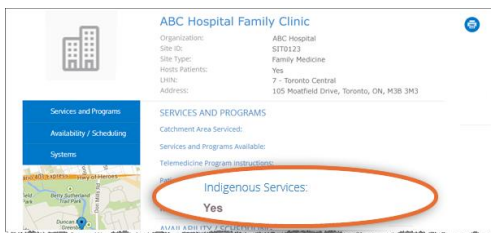
Sites, healthcare providers, groups, programs, and BASE managed specialties can have this indicator applied to their OTNhub Directory profile.

Where can I see the indicator?

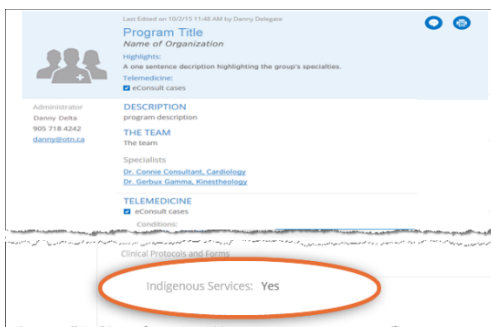
The indicator appears in the profile details.



Healthcare Providers
– In the Telemedicine Services section



Sites
– In the Services and Programs section



Groups, Programs, BASE Managed Specialties
– In the Telemedicine section

How do I filter my search to show results with Indigenous services?

You can narrow your search by using filters.

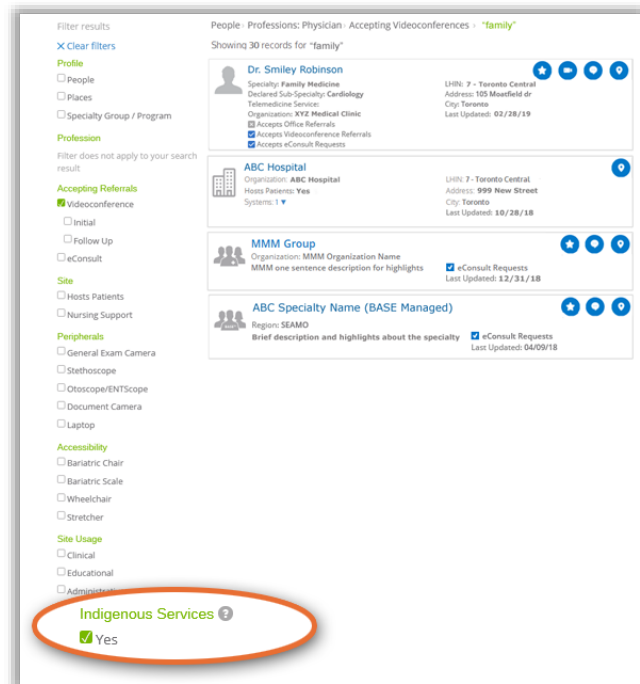
Search filters appear in a panel on the left of the search results.

This **Indigenous Services** filter appears at the bottom of the panel.

Select the checkbox for each filter you want to apply.

For example, you can choose to search for people who are physicians, who accept telemedicine referrals, and offer Indigenous services.

The search results immediately refresh and display only those records that match the applied filters.



How can I apply for it?

Healthcare providers interested in adding this indicator to their profile can reach out to information@otn.ca.